



Place the airplane on easy removable tape.



Place the word in the shape behind the plane. Work in reflection.




Place this onto the cardstock you want to cut.



Place the V shape at the end of the banner.



Put some easy removable tape on top and die-cut it.



The result!