





1. Cut Cardstock to the right size:
21 x 14,8 cm
Score this on: 5,25 en 15,75.



2. Stick the long strip on top of
the card.




3. Do not stick the bottom part!



4. Put the short strip exact on the
circle and stick it on the
right-hand side of the card.



5. Do the same with the
left-hand side.



6. Put the small strips under
the long strip.



7. Stick the bottom side of the
long strip.



8. You can now open and
close your card!

