



1. Cut the Clear stamps.



2. Glue the star shape with easy removable tape.
(or with a buddy)




3. Put the clear stamp on the precision block.



4. Stamp the text by putting the precision block in
the recess.



5. Stamp all the way around.



6. You can Die-cut the circle with a Multi Frame Die.