



1. Cut out the shape



2. Fold the shape on the dotted line. See also instruction video.



3. This is how the folded form should look.



4. Fold the entire form in this way.



5. This is the result after folding.




6. Put some glue on the outer double edge.




7. Glue the high sides on each other, so you see no seam.



8. Result after gluing



9. Pull a thread through both sides.



10. Knot the thread.



11. The result