





1. Cut out the Folding Die using a Die-cutting machine.



2. Fold the form on the jag line
Watch the instruction movie!




3. Fold the entire form.



4. This is what it looks like when the form is folded



5. Paste the form into each other.



6. Paste outer ridges onto each other



7. Thread yarn through the holes



8. Pull the yarn tight and make a double knot

