




1. Cut out the Folding Die using a Die-cutting machine




2. Do this twice and fold the forms on the jag line like a harmonica




3. Paste the outer ridges of the form onto each other



4. Hold firm equally!



5. Thread yarn through the small holes.



6. Pull the yarn tight and make a double knot

